


SMART Board™ Interactive Whiteboard

Specifications – Model 685

Physical Specifications

Size	77 1/2" W × 49 1/2" H × 5 1/8" D (196.9 cm × 125.7 cm × 13.0 cm)
Active Screen Area (maximum interactive, projected image)	74" W × 46 1/8" H (188.0 cm × 117.2 cm) 87 1/8" (221.3 cm) diagonal, 16:10 aspect ratio
Weight	42 lb. (19.1 kg)
Shipping Weight	
1 unit	63 lb. (28.6 kg)
8 units on pallet	524 lb. (237.7 kg)
Shipping Size	
1 unit	54" W × 86 1/4" H × 5 1/2" D (137.2 cm × 219.1 cm × 14.0 cm)
8 units on pallet	55" W × 90 3/4" H × 45" D (139.7 cm × 230.5 cm × 114.3 cm)



All dimensions +/- 1/8" (3.2 mm). All weights +/- 2 lb. (0.9 kg).

Standard Features

Software	Notebook™ software. Upgrades are available at www.smarttech.com/support/software/index.asp .
Pen Tray	Optical sensors in the pen tray detect when a pen or eraser is lifted from the tray. LEDs show the active tool.
Pens and Eraser	Black, blue, red and green pen tray pens and a rectangular eraser
Resolution	Touch resolution is approximately 4000 × 4000.
Screen Surface	The hard-coated polyester surface is tear proof, optimized for projection, compatible with dry-erase markers and is easily cleaned with whiteboard cleaner.
Digitizing Technology	Resistive
Frame Finish	Dark gray (approximates Pantone® Charcoal Gray 18-0601 TPX Home and Fashion guide) and light gray (approximates Cool Gray 6 Formula guide solid matte)
Wall-Mount Bracket	Two brackets, each 32" (81.3 cm) wide with ten screws and drywall anchors to support the wall-mounted interactive whiteboard
Computer Connection	16' (5 m) USB 2.0 cable
Power Requirements	Power is obtained from the computer through the USB cable for Windows®, Mac and Linux® computers. Power consumption is less than 1.5 W (300 mA at 5V).
Certifications and Compliance	CSA (Canada/U.S.), CE, CB (TUV), RoHS (China), RoHS (Europe), WEEE
Warranty	Five-year limited equipment warranty upon registration. See warranty document for details.

NOTE: A digital projector is not included with this model of SMART Board interactive whiteboard. To take full advantage of all interactive features, you must integrate a 16:10 aspect ratio digital projector.

Notebook Software 10.0 Computer Requirements

Windows Computers	Pentium® II 450 MHz processor 256 MB of RAM (512 MB recommended) 150 MB of free hard disk space for minimum installation (840 MB for full installation with Gallery collections) Windows 2000, Windows XP or Windows Vista™ operating system Internet Explorer® Internet browser 6.0 or later Adobe® Flash® player version 8
Requirements for SMART Video Player	Pentium II 450 MHz processor (700 MHz or faster recommended) Windows 2000 operating system or later Microsoft® DirectX® technology 8.1 or later
Mac Computers	700 MHz processor (1 GHz or faster recommended) PowerPC® G3, G4 or G5 processors and Intel® processors (universal binary) 256 MB of RAM (512 MB recommended) 85 MB of free hard disk space for minimum installation (825 MB for full installation with Gallery collections) Mac OS X version 10.4.x operating system software Safari application program version 1.3.2 or later
Linux Computers	Pentium II 450 MHz processor 128 MB of RAM (256 MB recommended) 225 MB of free hard disk space for minimum installation (800 MB for full installation with Gallery collections) Linux kernel version 2.6 or later X Window System™ version 11 release 6 (X11R6) or later (must support XRender, Xinerama™, XFixes, Xau and Xdmcp) glibc 2.3.3 (gcc 3.4.2) libstdc++6 GNOME™ 2.8.0+ or KDE® 3.3+ libraries (recommended) SUSE™ 10, Red Hat® Enterprise Linux 4 WS, Debian® 3.1 (Sarge), Ubuntu® 6.06 LTS or Fedora™ Core 3+

Storage and Operating Specifications

Storage	-40°F to 120°F (-40°C to 50°C)
Operation	41°F to 95°F (5°C to 35°C) with up to 80% humidity non-condensing

SMART Order Number

SB685	87 1/8" (221.3 cm) diagonal SMART Board interactive whiteboard
--------------	--

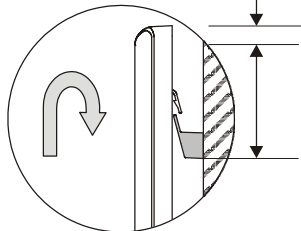
Optional Accessories

Part Number	Description	NA	UK	EU	AU
RS232-XX*	RS-232 to USB conversion module that allows a serial connection to the interactive whiteboard as an alternative to USB	✓	✓		
WC6-XX*	Wireless Bluetooth® connection between the SMART Board interactive whiteboard and the computer	✓	✓		
SBA-XX*	USB audio system with two 15 W speakers that mount to the interactive whiteboard or wall	✓	✓		✓
SYSON6-XX*	SystemOn expansion module wakes up the computer and turns on the projector with one button press	✓	✓		
USB-GW	GoWire™ SMART Board software auto-launch USB cable				
USB-XT	16' (5 m) USB active extension cable				
CAT5-XT	USB to Cat 5 cable extender set				
RPEN-ER	Replacement set of four pen tray pens (black, red, blue and green) and rectangular eraser				
RPEN	Replacement set of four pen tray pens (black, red, blue and green)				

* Part numbers ending in XX have power supplies for those countries or regions, as indicated by ✓ in the columns to the right. When ordering, substitute the XX in the part number with the country code as follows:

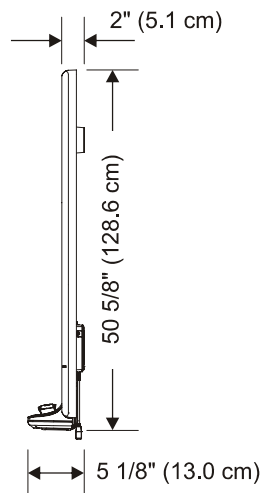
- NA = Canada and U.S.
- UK = United Kingdom
- EU = European Union
- AU = Australia

Leave at least 5/8" (1.6 cm) headroom to wall mount the interactive whiteboard.

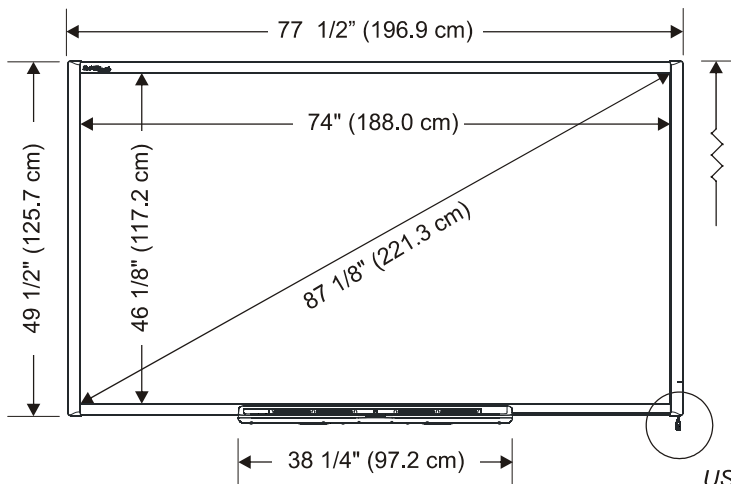


The distance from the bottom of the wall-mount bracket to the top of an installed interactive whiteboard is 4 1/4" (10.8 cm).

**Wall-Mounted
Cut Away View**



**Wall-Mounted
Side View**



The recommended wall-mounted installation height to the top of the interactive whiteboard for average sized adults is 81 3/4" (207.6 cm).

USB Connection Location

**Wall-Mounted
Front View**



All dimensions +/- 1/8" (0.3 cm)